



W
e
L
C
O
m
e

The image features the word "welcome" written across seven individual, colorful sticky notes. Each letter is on a separate note, and each note is pinned to a white surface with a pushpin. The notes are arranged in a slightly staggered, horizontal line. The colors of the notes are: orange (W), white (e), light blue (L), white (C), teal (O), light blue (m), and orange (e). The pushpins are also colorful, matching the notes they are pinned to: white, orange, blue, black, green, white, and white. The background is a dark, textured grey.

REMINDERS

- Please mute your mics during the session.
- When asking a question, type in the chat box your name and question so the advisor can address you appropriately.
- This session is **1 hour**.
- If you get disconnected or must leave the session, please contact krichardson@capitalcc.edu with any questions.



WELLNESS CHECK-IN

How are YOU feeling?

How is YOUR semester going?

Do YOU feel supported?


How can we help YOU?



MOVING YOU THROUGH YOUR 2ND SEMESTER

Keep going.

and beyond.....



DON'T STOP NOW,
YOU'RE ALMOST
•THERE•

Agenda



- ✓ **Mid-Term Grades**
- ✓ **FAFSA-2021-2022**
- ✓ **College Email**
- ✓ **Degree Works Degree Evaluation**
- ✓ **GRAD GURU App**
- ✓ **Register for SPRING 2021 Classes!**



WE ARE HERE TO SUPPORT YOU!

- Stay up-to-date with Capital's updates by always checking your College email and the Student Resource page on the College's website.
- Check your college email **daily** to ensure you are not missing out on important announcements.
- Reach out to your professor(s) if you are having difficulty with your classes.
- Online Tutoring is **AVAILABLE** until finals week.
- Practice self-care, relax and enjoy each moment!





ONLINE TUTORING

The ASC Moved Online!

**Live interactive online tutoring is now available
with your ASC tutors**

***Math (all levels) - Writing (all subjects) - English - Spanish - ESL - Chemistry - Biology
Business - Computers - Psychology - Sociology - Music - Nursing - CNA - Architecture
Study Skills & many more!***

Free and available to all CCC Students

Tutoring Available by Appointment Only:

Monday through Thursday: 9am to 9:00pm *

Friday: 11am to 3pm

Saturday: 9am to 1pm

***limited appointments available Mon-Thurs after 7:30pm**

To request an appointment, please email us from your college email at:
CA-ASC@ccc.commnet.edu.

In your email, include the following:

1) Your Name, 2) Banner ID 3) Course 4) Three preferred days & times

Your requests will be answered every day during our regular office hours



ADVISING 101

- ✓ Get to know your faculty advisor (*name, office location, phone number and email address*)
- ✓ Initiate contact and understand their role as your faculty advisor.
- ✓ Set a goal for the meeting and what you would like to accomplish.
- ✓ Do your research and come prepared..(*with questions, idea of courses you would like to take for the semester etc.*)

Where to locate my advisor in myCommNet?

The screenshot shows the Banner Self-Service portal. At the top, there is a navigation bar with 'Home Community' and 'Banner Self-Service'. Below this, there is a breadcrumb trail: 'Home > STUDENT RECORDS'. A horizontal menu contains several options: 'STUDENT RECORDS', 'FACULTY/ADVISOR SERVICES', 'REGISTRATION/SCHEDULE', 'BILLING/PAYMENT', 'FINANCIAL AID', and 'PER'. The 'STUDENT RECORDS' option is highlighted with a red box. Below the menu, there are four columns of content. The first column is 'Transcripts' with sub-items 'Official Transcripts' and 'View Unofficial Transcript'. The second column is 'Grades/Registration History' with sub-item 'Check Grades and Registration History'. The third column is 'Enrollment Verification Request' with sub-item 'Request your Official Enrollment Verification for insurance companies, employers, etc.'. The fourth column is 'Advisor and Major' with sub-items 'Check to see who your Advisor is for course selection and planning' and 'Check your current Major'. This column is also highlighted with a red box.



Find Student ID Name Academic Program Last Audit

Worksheets Plans GPA Calc

Worksheets **Format:**

- Include in-progress classes
- Include preregistered classes

[Class History](#)

What If
Look Ahead

Student View A000RGXb as of 18-Oct-2019 at 20:38			
Student	<input type="text"/>	Major	General Studies - AS
ID	<input type="text"/>	Combined Academic Standing	Good Standing
Advisor	Center, Advising and Counseling	Hold	
Overall GPA	3.20	Multiple Programs	
Preferred Name	<input type="text"/>		

Progress Toward Completion



AS in General Studies						Catalog Term:	Spring 2017	Credits Required:	60
								Credits Applied:	62
<input checked="" type="checkbox"/>	60-61 Credits Required								
<input checked="" type="checkbox"/>	Minimum 2.0 Overall GPA met								
<input checked="" type="checkbox"/>	Composition	ENG* G101	Composition	A	3			Spring 2017	
<input checked="" type="checkbox"/>	College Success or Free Elective	COM* G173	Public Speaking	A	3			Spring 2019	
<input checked="" type="checkbox"/>	Computer Elective	CSA* G105	Intro to Software Applicatns	B-	3			Spring 2018	
<input checked="" type="checkbox"/>	Literature and Composition	ENG* G102	Literature & Composition	B+	3			Fall 2017	
<input checked="" type="checkbox"/>	History Elective	HIS* G101	Western Civilization I	B	3			Summer 2019	
<input checked="" type="checkbox"/>	Science Elective	BIO* G235	Microbiology	A-	4			Spring 2019	
<input checked="" type="checkbox"/>	Social Science Electives	PSY* G201	Life Span Development	B+	3			Spring 2018	
<input checked="" type="checkbox"/>		SOC* G101	Principles of Sociology	A-	3			Spring 2018	
<input checked="" type="checkbox"/>	Mathematics Elective	MAT* G167	Principles of Statistics	B+	3			Summer 2018	



WHAT TO DO WHEN....



(Q) What happens when my GPA Falls below 2.0?

(A) You will be referred to the **R I S E** program- *RISE is designed to provide you with personalized support and coaching that will assist you in improving your academic performance.*

A Satisfactory Academic Progress (SAP) Hold will be placed on your account which will prevent you from accessing your transcript and registering for classes. Please meet with Advising and Counseling to have the hold removed. If your GPA does not increase the following semester, you will be placed on Academic Suspension.

(Q) How do I get on the Dean's List?

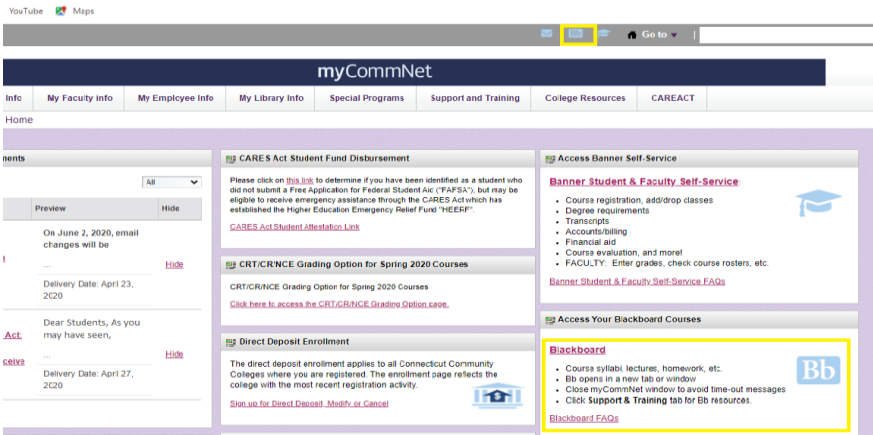
(A) You must have a 3.4 GPA and be a full-time student in the current semester.



BLACKBOARD 101



Where do I access BlackBoard?



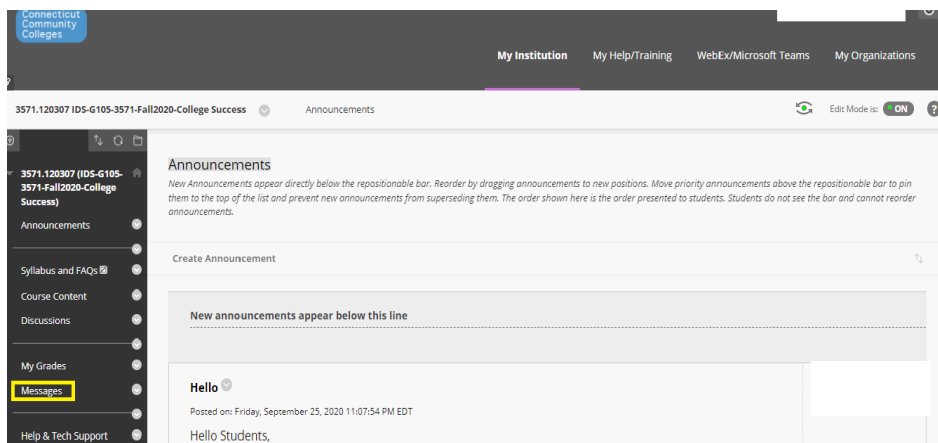
How often should I access BlackBoard?

Students should be accessing their BlackBoard at least **twice** daily.

How do I upload my assignments in BlackBoard?

Complete assignments in WORD and attach them in an email using the **MESSAGES** tab.

What is the best way to contact my professor?



Who should I contact if I need help navigating BlackBoard?

Please contact **Marie Farrell** at mfarrell@capitalcc.edu or

visit Academic Media's webpage at:
<https://www.capitalcc.edu/academics/online-learning/>



GET INVOLVED ON CAMPUS!



Contact

Randall Ward

Director of Student Activities

860-906-5087

Room 707

rward@capitalcc.edu

Clubs and Organizations at CAPITAL!

- **Student Government Association (SGA)**
- **PRIDE**
- **Muslim Student Association**
- **Latin American Student Association (L.A.S.A)**
- **National Student Nurse Association**
- **Senior Ambassadors Club**
- **Social Justice Club**
- **Veterans Club**
- **International Club**
- **Social Service Club**

Honor Societies

- **Alpha Beta Gamma (Business)**
- **Organization of Associate Degree Nurses**
- **Phi Theta Kappa (PTK)**



FINANCIAL AID



- ✓ Students **must** renew their financial aid for the 2021-2022 academic year.
- ✓ For questions about completing your FAFSA application or seeking available scholarships, please visit Capital's Financial Aid Office's website or contact them at Ca-finaidhelp@capitalcc.edu.



With **Grad Guru** you will receive:

- **Reminders for important dates and events on campus**
 - **Tips to guide you through your college journey**
 - **Tough processes broken down into reasonable steps**
 - **Access to local resources**
-

How to access Grad Guru

- **Go to App Store or Google Play to download GRAD GURU**
- **Select Capital Community College**
- **Enter Banner Student ID Number**



LET'S GET YOU REGISTERED!

